

COPA TRUCK/MB CHALLENGE/COPA HB20

HYUNDAI COPA HB20

Autódromo Zilmar Beux-Cascavel 3,058 km

Treino 1 HB20

04/10/2019 09:40

Practice (25:00 Time) started at 9:51:44

Lap	Lap Tm	S1 Tm	S2 Tm	S3 Tm
<b>(20) RAPHAEL ABBATE</b>				
1	1:35.268		31.957	18.233
2	1:22.823	35.019	30.190	17.614
3	1:21.712	34.240	<b>30.005</b>	17.467
4	1:34.462	42.503	33.242	18.717
5	1:21.986	33.916	30.534	17.536
6	1:21.776	34.003	30.260	17.513
7	1:21.532	33.775	30.133	17.624
p8	4:35.267	34.402	30.372	
9	1:33.512		31.101	18.147
10	<b>1:21.189</b>	33.697	30.160	<b>17.332</b>
11	1:21.682	<b>33.648</b>	30.515	17.519
12	1:21.604	33.932	30.196	17.476

Lap	Lap Tm	S1 Tm	S2 Tm	S3 Tm
<b>(31) CAIO CARVALHO</b>				
1	1:32.821		30.424	17.810
2	1:23.208	34.541	31.223	17.444
3	1:21.517	34.102	30.135	17.280
4	<b>1:21.291</b>	34.049	29.988	<b>17.254</b>
5	1:22.710	33.871	30.640	18.199
p6	3:00.570	37.618	34.230	
7	1:35.901		34.697	18.368
8	1:21.658	<b>33.735</b>	<b>29.956</b>	17.967
9	1:21.697	34.308	30.031	17.358
10	1:22.149	34.055	30.644	17.450
11	1:21.423	33.934	30.096	17.393
12	1:21.617	34.032	30.168	17.417
13	1:26.504	37.045	32.003	17.456
14	1:21.402	33.865	30.134	17.403
p15	3:01.785	36.156	34.822	
16	1:24.761		30.098	17.453

Lap	Lap Tm	S1 Tm	S2 Tm	S3 Tm
<b>(74) E FAVARIN/O SANTOS</b>				
1	1:32.161		30.975	17.601
2	1:22.659	34.072	30.652	17.935
3	1:24.466	34.759	32.251	17.456
4	1:22.448	34.632	30.432	17.384
5	1:21.739	33.967	30.362	17.410
6	1:21.589	33.907	30.269	17.413
p7	4:18.664	35.918	33.871	
8	1:36.465		31.362	17.464
9	1:21.353	33.728	<b>30.210</b>	17.415
10	1:23.764	35.106	31.303	17.355
11	1:31.333	36.370	36.666	18.297
12	<b>1:21.306</b>	<b>33.710</b>	30.297	<b>17.299</b>
p13	2:46.452	35.533	31.787	
14	1:31.007		32.064	17.346

Lap	Lap Tm	S1 Tm	S2 Tm	S3 Tm
<b>(87) JORGE MARTELLI</b>				
1	1:39.001		30.914	17.516
2	1:22.833	34.438	30.742	17.653
3	1:21.776	34.319	30.094	17.363
4	1:21.714	34.231	<b>30.041</b>	17.442
5	1:21.499	33.914	30.157	17.428
p6	3:29.127	34.337	32.341	
7	1:28.505		32.836	17.653
8	1:21.524	33.957	30.191	17.376
9	1:21.523	33.987	30.207	17.329
10	1:22.647	<b>33.827</b>	31.179	17.641
11	1:21.477	33.926	30.060	17.491
12	<b>1:21.320</b>	33.932	30.202	<b>17.186</b>
13	1:21.532	33.954	30.218	17.360
14	1:22.166	34.458	30.215	17.493
15	1:21.480	34.094	30.112	17.274
16	1:22.748	34.106	30.126	18.516

Lap	Lap Tm	S1 Tm	S2 Tm	S3 Tm
<b>(42) CHRIS /LUCAS BORNEMANN</b>				
1	1:35.644		31.171	18.727
2	1:24.311	36.233	30.259	17.819
3	1:22.728	34.859	30.067	17.802
4	1:22.831	34.970	30.126	17.735
5	1:26.981	34.585	30.378	22.018
6	1:35.509	43.405	34.184	17.920
7	1:22.026	34.423	29.996	17.607
8	1:21.809	34.264	30.140	17.405
9	1:29.414	34.347	36.869	18.198
10	1:21.638	34.271	30.001	17.366
p11	3:00.126	34.297	32.884	
12	1:27.539		<b>29.954</b>	17.494
13	1:21.858	34.286	30.262	17.310
14	1:22.357	34.574	30.426	17.357
15	1:22.147	34.394	30.345	17.408
16	<b>1:21.334</b>	<b>34.079</b>	29.961	<b>17.294</b>

Lap	Lap Tm	S1 Tm	S2 Tm	S3 Tm
<b>(70) KLEBER ELETRIC</b>				
1	1:35.799		30.677	17.516
2	1:22.298	34.372	30.367	17.559
3	1:22.747	34.061	30.348	18.338
4	1:24.514	36.371	30.496	17.647
5	1:22.829	34.810	30.528	17.491
6	1:22.316	34.306	30.511	17.499
p7	6:34.675	34.740	31.053	
8	1:34.653		35.330	17.490
9	1:21.836	34.365	<b>30.192</b>	<b>17.279</b>
10	<b>1:21.617</b>	<b>33.868</b>	30.388	17.361
11	1:23.718	35.488	30.559	17.671
12	1:21.699	34.021	30.211	17.467
13	1:22.104	34.051	30.421	17.632

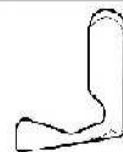
Lap	Lap Tm	S1 Tm	S2 Tm	S3 Tm
<b>(3) FELIPE CARVALHO</b>				
1	1:42.927		32.303	19.462
2	1:25.440	37.772	30.105	17.563
3	1:22.858	35.062	30.189	17.607
4	1:21.996	34.374	30.199	<b>17.423</b>
p5	3:05.994	37.122	30.801	
6	1:27.982		30.221	17.576
7	1:22.202	34.435	30.265	17.502
8	1:24.082	36.186	30.295	17.601
9	1:21.795	34.175	<b>30.074</b>	17.546
10	1:22.166	34.245	30.286	17.635
11	1:56.055	52.107	33.237	30.711
12	1:58.785	1:06.131	34.951	17.703
13	<b>1:21.633</b>	<b>34.018</b>	30.188	17.427

Lap	Lap Tm	S1 Tm	S2 Tm	S3 Tm
<b>(333) A RABELO/R</b>				
1	1:30.420		30.315	<b>17.243</b>
2	1:22.654	34.665	30.153	17.836
3	1:21.985	<b>34.291</b>	30.415	17.279
4	1:22.697	35.186	30.159	17.352
5	1:24.472	36.233	30.793	17.446
6	1:21.908	34.550	<b>29.983</b>	17.375
7	<b>1:21.825</b>	34.301	30.274	17.250
p8	6:53.189	36.311	35.331	
9	1:36.123		33.734	17.466
10	1:22.204	34.445	30.173	17.586
11	1:22.475	34.889	30.252	17.334
12	1:22.400	34.703	30.193	17.504

Lap	Lap Tm	S1 Tm	S2 Tm	S3 Tm
<b>(18) DANIEL NINO</b>				
1	1:40.196		31.951	17.966
2	1:26.278	35.558	32.438	18.282

OBS: Resultados sujeitos a vitorias técnicas e/ou desportivas

Orbits



**COPA TRUCK/MB CHALLENGE/COPA HB20**

HYUNDAI COPA HB20

Autódromo Zilmar Beux-Cascavel 3,058 km

Treino 1 HB20

04/10/2019 09:40

Practice (25:00 Time) started at 9:51:44

Lap	Lap Tm	S1 Tm	S2 Tm	S3 Tm
3	1:25.214	36.229	31.137	17.848
4	1:25.770	36.167	31.371	18.232
5	1:24.536	35.127	30.910	18.499
6	1:26.837	38.665	30.754	17.418
7	1:22.440	34.410	30.457	17.573
8	1:22.254	34.329	30.388	17.537
9	1:22.240	34.188	30.524	17.528
10	1:22.854	34.292	30.446	18.116
11	1:35.476	42.869	34.941	17.666
12	1:23.329	34.595	31.201	17.533
13	1:23.319	35.163	30.726	17.430
14	1:22.336	34.374	<b>30.335</b>	17.627
15	<b>1:21.888</b>	<b>34.062</b>	30.387	17.439
16	1:43.514	42.805	43.325	<b>17.384</b>
17	1:23.020	34.853	30.621	17.546

**(60) CESAR /BETÃO FONSECA**

Lap	Lap Tm	S1 Tm	S2 Tm	S3 Tm
1	1:28.363		30.844	17.697
2	1:23.014	34.277	30.672	18.065
3	1:23.194	34.966	30.444	17.784
4	1:22.726	34.886	<b>30.354</b>	17.486
5	1:24.877	37.067	30.431	<b>17.379</b>
6	1:22.657	34.433	30.459	17.765
7	<b>1:22.439</b>	34.312	30.517	17.610
8	1:22.755	34.413	30.650	17.692
9	1:22.455	<b>34.141</b>	30.698	17.616
10	1:22.815	34.589	30.570	17.656
11	1:22.446	34.418	30.431	17.597
12	1:22.545	34.505	30.410	17.630
13	1:23.360	34.349	30.712	18.299
14	1:22.677	34.772	30.505	17.400
15	1:23.176	34.964	30.519	17.693

**(8) MARCOS RAMOS**

Lap	Lap Tm	S1 Tm	S2 Tm	S3 Tm
1	1:46.660		32.714	19.523
2	1:27.857	38.138	30.839	18.880
3	1:25.631	37.146	30.659	17.826
4	1:30.386	41.294	30.760	18.332
5	1:25.698	36.064	31.436	18.198
6	1:23.957	35.333	30.579	18.045
7	1:23.494	35.368	30.246	17.880
8	1:24.531	35.771	30.568	18.192
9	1:23.403	35.662	30.220	<b>17.521</b>
10	1:23.235	34.942	30.526	17.767
11	1:23.744	35.689	30.366	17.689
12	1:22.699	34.894	<b>30.166</b>	17.639
13	1:24.048	35.292	30.766	17.990
14	1:23.410	35.349	30.398	17.663
15	1:22.865	34.856	30.321	17.688
16	1:22.944	34.887	30.431	17.626
17	<b>1:22.525</b>	<b>34.576</b>	30.190	17.759

**(38) ROGERIO MOTTA**

Lap	Lap Tm	S1 Tm	S2 Tm	S3 Tm
1	1:33.031		31.113	18.977
2	1:25.919	36.804	30.915	18.200
3	1:23.428	35.041	30.471	17.916
4	1:24.189	34.847	31.417	17.925
5	1:24.565	35.562	31.135	17.868
6	1:23.409	34.643	30.632	18.134
7	1:24.389	34.898	30.732	18.759
p8	5:25.875	36.602	31.690	
9	1:29.591		31.658	17.888
10	1:23.032	35.362	<b>30.365</b>	<b>17.305</b>
11	1:22.784	34.727	30.658	17.399
12	1:22.597	<b>34.402</b>	30.743	17.452
13	1:23.183	34.811	30.518	17.854

Lap	Lap Tm	S1 Tm	S2 Tm	S3 Tm
14	<b>1:22.563</b>	34.462	30.432	17.669

**(15) BRUNO TESTA**

Lap	Lap Tm	S1 Tm	S2 Tm	S3 Tm
1	1:38.279		34.376	18.711
2	1:27.645	38.489	31.291	17.865
3	1:25.346	36.125	31.124	18.097
4	1:23.640	35.035	30.774	17.831
5	1:23.764	35.064	30.682	18.018
p6	2:43.020	36.507	32.001	
7	1:29.879		30.593	17.842
8	1:22.820	34.874	30.448	<b>17.498</b>
9	<b>1:22.635</b>	34.668	30.388	17.579
10	1:22.762	<b>34.645</b>	30.431	17.686
11	1:30.208	34.648	35.801	19.759
12	1:24.039	34.720	31.420	17.899
13	1:22.996	34.712	30.628	17.656
14	1:23.635	34.966	30.587	18.082
p15	2:48.498	37.647	33.182	
16	1:28.874		<b>30.226</b>	17.573

**(55) LUIS ANTONIO ORNELAS**

Lap	Lap Tm	S1 Tm	S2 Tm	S3 Tm
1	1:41.489		34.355	21.080
2	1:33.225	40.665	32.876	19.684
3	1:27.387	37.220	31.727	18.440
4	1:28.672	36.577	33.494	18.601
5	1:32.330	40.816	33.201	18.313
6	1:24.848	35.865	30.923	18.060
7	1:31.312	40.043	33.449	17.820
8	1:27.497	<b>34.634</b>	34.551	18.312
9	1:28.956	34.760	31.884	22.312
10	1:25.694	37.278	30.591	17.825
11	1:26.291	36.351	32.064	17.876
12	1:33.499	38.293	36.951	18.255
13	1:23.160	35.163	30.489	17.508
14	1:22.789	34.723	30.562	17.504
15	1:23.756	35.463	30.917	<b>17.376</b>
16	1:22.965	34.891	30.660	17.414
17	<b>1:22.764</b>	34.767	<b>30.440</b>	17.557

**(9) A NAVARRO/MARCELO**

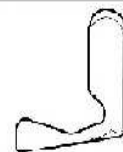
Lap	Lap Tm	S1 Tm	S2 Tm	S3 Tm
1	1:41.258		34.576	18.951
2	1:27.215	37.365	31.538	18.312
3	1:24.954	36.182	30.994	17.778
4	1:25.608	36.178	31.210	18.220
5	1:28.629	36.115	34.233	18.281
6	1:25.206	35.634	31.528	18.044
7	1:29.997	39.797	32.218	17.982
8	1:25.131	36.414	30.986	17.731
9	1:24.217	35.705	30.767	17.745
10	1:33.081	43.390	31.879	17.812
11	1:24.132	35.589	30.970	<b>17.573</b>
12	1:31.134	36.796	33.479	20.859
13	1:39.577	40.472	41.064	18.041
14	1:24.374	35.743	30.934	17.697
15	<b>1:23.243</b>	<b>34.721</b>	30.797	17.725
16	1:23.274	34.741	<b>30.687</b>	17.846

**(77) BETO CAVALEIRO**

Lap	Lap Tm	S1 Tm	S2 Tm	S3 Tm
1	1:37.632		32.159	19.546
2	1:30.995	39.931	31.863	19.201
3	1:27.458	37.374	31.468	18.616
4	1:26.894	36.924	31.080	18.890
5	1:25.919	36.696	30.506	18.717
6	1:25.490	36.406	30.507	18.577
7	1:25.054	35.913	30.522	18.619
8	1:24.316	35.629	30.542	18.145

OBS: Resultados sujeitos a vitorias técnicas e/ou desportivas

Orbits



COPA TRUCK/MB CHALLENGE/COPA HB20

HYUNDAI COPA HB20

Autódromo Zilmar Beux-Cascavel 3,058 km

Treino 1 HB20

04/10/2019 09:40

Practice (25:00 Time) started at 9:51:44

Lap	Lap Tm	S1 Tm	S2 Tm	S3 Tm
9	1:23.870	35.433	30.348	18.089
10	1:23.482	35.061	30.345	18.076
11	<b>1:23.273</b>	35.036	<b>30.201</b>	18.036
12	1:23.644	<b>34.924</b>	30.446	18.274
p13	4:22.657	35.379	32.966	
14	1:36.398		30.388	18.085
15	1:23.472	35.249	30.227	<b>17.996</b>

(0) WAGNER CARDOSO

Lap	Lap Tm	S1 Tm	S2 Tm	S3 Tm
1	1:34.853		33.017	19.146
2	1:26.139	36.159	31.643	18.337
3	1:24.692	35.529	31.159	18.004
p4	4:39.914	35.316	31.889	
5	1:43.020		34.744	17.936
6	1:23.999	35.091	31.091	17.817
7	1:24.073	35.085	31.088	17.900
8	1:25.310	35.221	31.493	18.596
9	1:23.883	35.055	31.069	17.759
10	<b>1:23.578</b>	<b>34.833</b>	<b>31.006</b>	<b>17.739</b>
11	1:24.407	35.082	31.370	17.955
12	1:24.919	35.360	31.630	17.929
13	1:24.847	35.424	31.279	18.144

(13) MARCELO ZEBRA

Lap	Lap Tm	S1 Tm	S2 Tm	S3 Tm
1	1:36.439		32.121	19.015
2	1:27.468	36.858	31.823	18.787
3	1:27.326	36.449	32.054	18.823
4	1:26.028	36.244	31.267	18.517
5	1:27.860	36.889	32.208	18.763
6	1:27.553	36.455	32.035	19.063
7	1:27.905	36.142	33.281	18.482
8	1:26.071	36.344	31.337	18.390
9	1:28.700	37.490	32.853	18.357
10	1:24.921	35.699	30.915	18.307
p11	4:33.263	35.997	33.948	
12	1:33.838		32.805	18.770
13	1:25.047	35.746	31.241	18.060
14	<b>1:23.696</b>	<b>35.425</b>	<b>30.764</b>	<b>17.507</b>

(11) LUCIANO VISCARDI

Lap	Lap Tm	S1 Tm	S2 Tm	S3 Tm
1	1:51.750		36.021	25.671
2	1:58.272	42.601	46.248	29.423
3	1:33.974	37.303	37.106	19.565
p4	12:59.532	41.925	2:37.598	
5	1:42.583		32.620	18.300
6	1:24.334	35.582	31.045	<b>17.707</b>
7	1:24.244	35.529	30.980	17.735
8	<b>1:23.934</b>	<b>35.446</b>	<b>30.615</b>	17.873

(30) CESAR URNHANI

Lap	Lap Tm	S1 Tm	S2 Tm	S3 Tm
1	1:37.973		31.700	19.919
2	1:34.142	40.303	34.453	19.386
3	1:26.934	36.800	31.212	18.922
4	1:28.284	38.596	31.064	18.624
5	1:27.781	37.503	31.562	18.716
6	1:27.582	37.095	31.321	19.166
7	1:28.428	37.314	31.480	19.634
8	1:28.205	37.734	31.124	19.347
9	1:26.158	36.237	31.346	18.575
10	1:25.835	36.274	31.025	18.536
11	1:25.345	36.147	30.908	18.290
12	1:25.467	35.740	31.062	18.665
13	1:27.643	38.541	30.989	18.113
14	1:24.472	35.587	30.780	<b>18.105</b>
15	1:24.489	<b>35.321</b>	30.898	18.270
16	<b>1:24.457</b>	35.668	<b>30.587</b>	18.202

Lap	Lap Tm	S1 Tm	S2 Tm	S3 Tm
(5) EDGAR COLAMARINO				
1	1:33.285		31.666	18.186
2	1:24.931	<b>35.323</b>	31.436	18.172
3	<b>1:24.470</b>	36.190	<b>30.719</b>	<b>17.561</b>
4	1:32.179	37.014	34.987	20.178
5	1:24.968	35.699	31.139	18.130
6	1:26.115	35.327	32.915	17.873
7	1:25.956	35.704	31.951	18.301
8	1:26.496	35.611	31.809	19.076

(26) FLAVIO ANDRADE

Lap	Lap Tm	S1 Tm	S2 Tm	S3 Tm
1	1:42.314		33.836	19.384
2	1:27.141	37.599	30.875	18.667
3	1:26.451	36.991	31.076	18.384
4	1:28.133	36.454	31.288	20.391
5	1:30.350	37.810	31.820	20.720
6	1:26.124	36.298	31.488	18.338
7	1:27.394	36.635	31.699	19.060
8	1:26.860	36.962	31.509	18.389
p9	3:42.807	36.628	31.827	
10	1:33.244		31.231	18.292
11	1:26.728	37.899	<b>30.769</b>	18.060
12	1:25.436	35.904	31.287	18.245
13	<b>1:24.616</b>	<b>35.518</b>	30.962	18.136
14	1:26.077	36.987	31.066	<b>18.024</b>
15	1:26.574	36.128	31.961	18.485

(21) GABRIELA PRADO

Lap	Lap Tm	S1 Tm	S2 Tm	S3 Tm
1	1:41.418		33.742	20.538
2	1:34.253	40.611	34.085	19.557
3	1:31.114	38.986	32.270	19.858
4	1:29.270	37.701	31.756	19.813
5	1:28.198	37.525	32.074	18.599
6	1:27.367	37.190	31.518	18.659
7	1:26.427	36.618	31.356	18.453
8	1:26.772	36.527	31.707	18.538
p9	3:22.246	36.382	32.546	
10	1:34.646		31.829	18.957
11	1:26.540	35.942	32.366	18.232
12	1:25.973	<b>35.690</b>	31.581	18.702
13	1:25.665	36.059	30.961	18.645
14	1:25.374	36.541	30.948	<b>17.885</b>
15	<b>1:24.861</b>	35.747	<b>30.900</b>	18.214

(84) THIAGO SANSANA

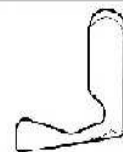
Lap	Lap Tm	S1 Tm	S2 Tm	S3 Tm
1	1:47.381		36.470	21.150
2	1:37.933	41.344	36.275	20.314
3	1:29.439	39.250	31.129	19.060
4	1:30.328	39.664	31.477	19.187
5	1:30.682	38.232	33.185	19.265
6	1:27.596	37.212	31.470	18.914
7	1:26.289	36.539	31.114	18.636
8	1:26.820	36.650	31.368	18.802
9	1:27.144	36.338	31.889	18.917
10	1:26.504	37.291	31.048	18.165
11	1:26.121	37.268	30.997	17.856
12	1:26.210	37.113	31.158	17.939
13	1:25.167	36.388	<b>30.813</b>	17.966
14	<b>1:24.878</b>	<b>35.814</b>	31.349	17.715
15	1:46.893	55.652	32.650	18.591
16	1:25.612	36.543	31.222	17.847
17	1:25.123	36.316	31.247	<b>17.560</b>

(6) L HENRIQUE SANTOS

Lap	Lap Tm	S1 Tm	S2 Tm	S3 Tm
1	1:36.184		31.651	19.593

OBS: Resultados sujeitos a vitorias técnicas e/ou desportivas

Orbits



**COPA TRUCK/MB CHALLENGE/COPA HB20**

HYUNDAI COPA HB20

Autódromo Zilmar Beux-Cascavel 3,058 km

Treino 1 HB20

04/10/2019 09:40

Practice (25:00 Time) started at 9:51:44

Lap	Lap Tm	S1 Tm	S2 Tm	S3 Tm	Lap	Lap Tm	S1 Tm	S2 Tm	S3 Tm
2	1:30.405	39.630	31.599	19.176					
3	1:29.075	38.501	31.599	18.975					
4	1:32.881	38.771	34.893	19.217					
5	1:26.318	37.118	30.859	18.341					
6	1:25.949	36.532	31.112	18.305					
7	1:25.953	36.687	30.857	18.409					
8	1:28.316	39.038	30.906	18.372					
9	1:25.968	36.992	30.950	18.026					
10	1:28.073	37.939	31.368	18.766					
11	1:25.828	37.113	30.793	17.922					
12	1:26.512	37.603	30.906	18.003					
13	1:28.164	36.742	32.485	18.937					
14	1:26.555	37.753	30.849	17.953					
15	1:25.875	<b>36.098</b>	31.652	18.125					
16	1:25.359	36.661	31.028	17.670					
17	<b>1:25.194</b>	37.021	<b>30.665</b>	<b>17.508</b>					

(33) EDUARDO DORIGUEL

1	1:36.827		34.309	18.264
2	1:26.929	37.667	31.193	<b>18.069</b>
3	<b>1:25.827</b>	<b>36.519</b>	<b>31.067</b>	18.241

(44) DIEGO AUGUSTO

1	1:45.086		38.913	18.729
2	<b>1:28.287</b>	<b>34.544</b>	<b>35.303</b>	<b>18.440</b>