




Hyundai
Copa HB20

Circuito dos Cristais - CURVELO/MG
3ª Etapa - 12 a 14/Julho/2019



COPA TRUCK/MB CHALLENGE/COPA HB20

HYUNDAI COPA HB20

Circuito dos Cristais-CURVELO 3,330 km

Treino 3 HB20

12/07/2019 14:30

Practice (25:00 Time) started at 14:33:03

Lap	Lap Tm	S1	S2	S3
(333) ADRIANO RABELO				
1	1:58.529		28.968	51.846
2	1:46.558	32.780	26.072	47.706
3	1:47.638	32.789	26.517	48.332
4	1:46.684	32.593	26.153	47.938
5	1:47.523	33.440	26.706	47.377
6	1:48.563	33.437	27.011	48.115
7	1:46.970	33.218	26.416	47.336

(70) KLEBER ELETRIC				
1	1:49.334		26.073	48.046
2	1:46.633	32.840	26.359	47.434
3	1:46.808	32.942	26.436	47.430
4	1:48.061	33.367	26.653	48.041
p5	3:00.776	33.422	28.039	
6	2:29.140		33.098	1:12.923
7	2:00.146	33.339	32.338	54.469
8	1:48.351	33.301	26.619	48.431
p9	10:35.824	34.193	29.175	
10	1:50.285		26.560	47.194
11	1:48.924	34.800	26.834	47.290
12	1:46.916	33.039	26.441	47.436

(3) C CARVALHO/FE CARVALHO				
1	1:54.203		27.864	48.144
2	1:47.983	34.264	26.199	47.520
3	1:50.621	34.292	27.920	48.409
4	1:49.077	33.200	27.745	48.132
p5	5:14.072	33.719	57.926	
6	1:54.059		26.615	47.456
7	1:47.153	33.205	26.213	47.735
p8	10:26.804	34.055		
9	1:49.836		26.410	47.364
10	1:46.984	33.257	26.094	47.633
11	1:47.427	33.435	26.162	47.830

(15) BRUNO TESTA				
1	1:50.949		26.505	47.731
2	1:47.473	33.249	26.359	47.865
3	1:47.310	33.169	26.334	47.807
4	1:48.651	33.064	26.708	48.879
5	2:14.273	33.556	46.343	54.374
6	1:48.448	33.424	26.454	48.570
7	1:48.107	33.556	26.822	47.729
8	1:48.558	34.339	26.571	47.648
9	1:47.840	33.350	26.775	47.715
p10	10:29.359	34.582		
11	1:55.476		31.162	47.892
12	1:48.262	33.303	26.905	48.054
13	1:57.984	41.977	27.499	48.508

(55) LUIS ANTONIO ORNELAS				
1	1:51.295		26.765	47.957
2	1:47.352	32.949	25.964	48.439
p3	4:29.685	35.943	25.958	
4	2:03.216		27.767	50.980
5	1:52.983	34.947	27.633	50.403
6	1:50.496	34.536	27.353	48.607
7	1:50.148	34.451	27.369	48.328
p8	11:28.493	34.418	27.791	
9	1:59.372		29.320	53.542
10	1:51.453	34.102	28.024	49.327
11	1:51.047	34.244	27.718	49.085

(60) B FONSECA/FERNANDO JR				
-----------------------------------	--	--	--	--

Lap	Lap Tm	S1	S2	S3
1	2:00.976		28.793	52.470
2	1:49.115	33.897	26.928	48.290
3	1:48.501	33.305	27.275	47.921
4	1:48.698	33.158	27.242	48.298
5	1:49.049	34.221	26.959	47.869
6	1:47.864	33.527	26.766	47.571
7	1:49.257	33.391	27.141	48.725
p8	3:26.854	35.821	28.950	
p9	10:29.295			
10	1:53.206		27.817	49.126
11	1:47.419	33.430	26.349	47.640
12	1:47.619	33.325	26.523	47.771

(11) LUCIANO VISCARDI				
1	2:09.104		29.773	53.825
2	1:48.113	33.622	26.768	47.723
3	1:47.470	33.456	26.549	47.465
p4	4:54.186	33.650	27.296	
5	2:07.707		30.889	47.898
6	1:47.479	33.413	26.653	47.413
p7	12:08.422	34.029	44.977	
8	2:00.406		27.951	52.590
9	1:47.540	33.229	26.553	47.758

(42) C BORNEMANN/L BORNEMANN				
1	1:53.469		27.909	47.633
2	1:47.568	33.093	26.508	47.967
3	1:48.221	33.360	26.479	48.382
4	1:54.077	33.555	28.191	52.331
5	1:47.941	32.994	26.684	48.263
6	1:48.897	33.613	26.750	48.534
7	1:49.016	33.623	26.777	48.616
8	1:48.742	33.362	26.780	48.600
9	1:59.875	33.309	26.848	59.718
p10	10:47.280	42.269		
11	2:10.572		34.995	50.678
12	1:52.428	33.100	26.808	52.520
13	1:48.426	33.120	26.879	48.427


(18) DANIEL NINO				
1	1:56.207		29.368	49.974
2	1:47.962	33.195	26.927	47.840
3	1:48.169	33.470	26.608	48.091
4	1:50.062	33.709	28.006	48.347
5	1:48.218	33.215	27.013	47.990
p6	4:13.501	33.955	26.689	
7	1:51.781		26.855	48.526
8	1:48.155	33.412	26.721	48.022
p9	10:10.796			
10	1:57.356	10:48.457	29.963	49.732
11	2:02.282	33.614	26.885	1:01.783
12	1:47.708	33.200	26.526	47.982

(0) WAGNER CARDOSO				
1	1:58.974		28.225	50.123
2	1:49.299	34.135	27.026	48.138
3	1:49.601	33.708	27.464	48.429
4	1:58.417	34.309	34.679	49.429
5	1:48.963	33.578	27.340	48.045
6	1:47.747	33.386	26.565	47.796
7	1:48.721	34.119	26.787	47.815
8	1:49.107	33.480	27.274	48.353
9	1:47.893	33.756	26.431	47.706

(74) E FAVARIN/O SANTOS				
1	1:51.846		27.490	47.782

OBS: Resultados sujeitos a vitórias técnicas e/ou desportivas

Orbits



COPA TRUCK/MB CHALLENGE/COPA HB20

HYUNDAI COPA HB20

Circuito dos Cristais-CURVELO 3,330 km

Treino 3 HB20

12/07/2019 14:30

Practice (25:00 Time) started at 14:33:03

Lap	Lap Tm	S1	S2	S3
2	1:48.341	33.986	26.805	47.550
3	2:07.796	34.860	43.587	49.349
4	1:50.723	34.168	27.948	48.607
5	1:48.721	34.113	26.646	47.962
6	1:50.219	34.359	27.272	48.588
7	1:47.778	33.627	26.636	47.515
8	1:48.507	33.739	26.647	48.121
9	1:58.144	34.089	27.264	56.791
p10	10:13.980	38.415		
11	1:54.785		30.132	48.039
12	1:47.991	33.858	26.888	47.245
13	1:48.014	33.532	26.804	47.678

(8) MARCOS RAMOS

1	2:13.321		31.755	1:00.667
2	1:49.344	34.071	27.071	48.202
3	1:48.750	33.828	27.060	47.862
4	1:48.482	33.660	26.872	47.950
5	1:50.412	33.776	27.550	49.086
6	2:27.312	40.595	35.279	1:11.438
7	1:55.620	41.364	26.582	47.674
8	1:49.015	33.231	27.254	48.530
p9	11:22.437	33.608	27.681	
10	1:57.294		28.992	50.200
11	1:47.813	33.720	26.708	47.385
12	1:50.048	34.749	26.757	48.542

(44) DIEGO AUGUSTO

1	1:52.075		27.868	47.698
2	1:47.843	33.173	26.817	47.853
3	2:08.964	33.329	27.281	1:08.354
4	1:50.042	33.193	26.888	49.961
5	1:48.771	33.162	27.584	48.025
6	1:48.150	33.438	27.009	47.703
7	1:48.316	33.532	26.992	47.792
8	1:48.400	33.605	26.654	48.141
9	1:48.665	33.752	26.738	48.175
p10	10:20.884	40.073		
11	1:52.523		27.751	47.721
12	1:48.562	33.530	26.984	48.048
13	1:48.772	34.318	26.676	47.778

(38) ROGERIO MOTTA

1	1:58.881		28.806	50.333
2	1:52.148	35.934	27.599	48.615
3	1:51.117	34.846	27.811	48.460
4	1:49.847	34.453	26.985	48.409
5	1:49.598	34.418	27.125	48.055
p6	10:54.144	34.096	35.692	
7	1:55.792		28.637	50.708
8	1:47.941	33.690	26.524	47.727
9	1:48.471	33.755	26.947	47.769

(20) R ABBATE/F ANDRADE

1	1:58.614		28.027	52.523
2	1:50.191	33.885	27.128	49.178
3	1:48.577	33.538	26.982	48.057
4	1:51.521	34.417	27.687	49.417
5	2:05.510	35.704	35.956	53.850
6	1:49.539	33.387	27.961	48.191
7	1:49.167	34.030	27.071	48.066
p8	2:53.614	33.869	27.506	
p9	10:38.488			
10	1:54.757		28.946	47.709
11	1:48.026	33.496	26.876	47.654
12	1:50.798	34.643	27.735	48.420

(5) EDGAR COLAMARINO

1	1:53.517		28.025	48.302
2	1:49.353	34.035	27.030	48.288
3	1:48.853	33.942	26.823	48.088
4	1:49.245	34.199	26.890	48.156
5	1:49.235	33.667	26.890	48.678
6	1:48.800	34.060	26.537	48.203
7	1:48.169	33.584	26.555	48.030

(9) CASSIO CORTES

1	1:49.495	33.656	26.273	49.566
2	1:51.219	36.627	26.528	48.064
3	1:48.180	33.377	26.646	48.157
4	1:51.107	35.583	27.407	48.117
5	1:48.220	33.664	26.805	47.751
p6	4:03.423	33.397	27.009	
7	2:00.789		27.093	48.033
p8	10:15.535			
9	2:01.054	10:51.885	30.026	54.678
10	1:48.182	33.697	26.525	47.960
11	1:48.569	33.501	26.419	48.649

(10) P VENTURA/V GENZ


1	1:54.567		27.473	49.780
2	1:49.893	34.549	27.136	48.208
3	1:49.784	34.341	27.059	48.384
4	1:50.221	34.211	26.998	49.012
p5	4:54.047	37.486	31.079	
6	2:08.851		31.532	51.564
7	1:48.273	33.586	26.849	47.838
p8	10:27.927	40.610		
9	2:00.358		31.283	52.136
10	1:50.068	33.748	26.947	49.373
11	2:03.062	34.059	32.162	56.841

(25) W FREITAS/B MATOS

1	2:03.944		30.813	52.404
2	2:04.573	48.412	27.543	48.618
3	1:50.374	34.551	27.424	48.399
4	1:52.561	36.907	27.225	48.429
5	1:50.877	34.610	27.674	48.593
6	1:51.426	34.042	28.541	48.843
7	1:49.219	34.390	26.892	47.937
8	1:48.964	33.839	26.976	48.149
9	1:49.446	34.091	27.042	48.313
p10	10:11.329			
11	1:56.415	10:52.663	27.065	48.016
12	1:48.711	33.916	26.810	47.985
13	1:49.245	33.801	26.815	48.629

(84) THIAGO SANSANA

1	1:54.621		27.950	48.541
2	1:48.809	34.040	27.280	47.489
3	2:01.298	45.596	27.874	47.828
4	1:55.962	33.839	27.793	54.330
5	1:52.001	36.266	27.954	47.781
6	1:55.571	34.485	29.737	51.349
7	1:51.464	34.941	27.536	48.987
8	1:50.332	34.724	27.253	48.355
9	1:50.097	33.960	27.290	48.847
p10	10:13.555			
11	1:56.839	10:52.720	28.037	49.637
12	1:49.232	34.523	26.974	47.735
13	1:56.286	34.594	28.388	53.304



COPA TRUCK/MB CHALLENGE/COPA HB20

HYUNDAI COPA HB20

Circuito dos Cristais-CURVELO 3,330 km

Treino 3 HB20

12/07/2019 14:30

Practice (25:00 Time) started at 14:33:03

Lap	Lap Tm	S1	S2	S3
(77) BETO CAVALEIRO				
1	1:57.198		28.172	51.844
2	1:49.848	34.003	27.257	48.588
3	1:50.002	34.183	27.396	48.423
4	1:52.146	34.378	29.376	48.392
5	1:49.542	33.901	27.320	48.321
6	1:49.644	34.234	27.468	47.942
7	1:49.194	33.951	27.060	48.183
8	1:49.145	33.992	27.052	48.101
9	1:48.946	34.166	26.960	47.820
p10	10:38.967	35.706		
11	2:06.280		36.336	52.771
12	1:49.481	34.001	27.193	48.287
13	1:56.273	39.247	27.335	49.691

Lap	Lap Tm	S1	S2	S3
(6) LUIZ HENRIQUE SANTOS				
1	1:55.617		28.280	49.541
2	1:49.364	34.028	27.452	47.884
3	1:55.366	34.091	27.281	53.994
4	1:53.356	34.979	28.103	50.274
5	1:51.788	34.591	27.849	49.348
6	1:50.269	34.236	27.118	48.915
7	1:59.714	35.545	28.216	55.953
8	1:50.736	35.004	27.311	48.421
p9	5:41.224			
10	1:57.656		29.135	48.106
11	1:50.131	34.341	27.063	48.727
12	2:07.447	35.116	43.095	49.236

Lap	Lap Tm	S1	S2	S3
(111) RAFAEL MAEDA				
1	1:55.570		27.894	50.918
2	1:50.241	34.284	27.531	48.426
3	1:51.093	33.974	27.487	49.632
4	1:50.116	33.936	27.330	48.850
5	1:52.750	34.250	29.237	49.263
6	2:03.747	34.649	33.519	55.579
7	1:49.666	34.357	27.106	48.203
8	1:51.135	33.541	27.606	49.988

Lap	Lap Tm	S1	S2	S3
(45) PAULO TOTARO				
1	1:56.476		28.372	49.555
2	1:52.249	35.466	27.633	49.150
3	1:52.383	34.860	27.551	49.972
4	1:51.640	34.423	27.682	49.535
5	1:52.909	35.630	27.762	49.517
6	1:51.649	34.460	27.577	49.612
7	1:51.535	34.420	27.733	49.382
8	1:50.307	34.327	27.247	48.733
9	1:50.793	34.055	27.275	49.463
p10	10:15.359			
11	1:55.954	10:53.444	27.918	49.951
12	1:50.499	34.273	27.436	48.790
13	1:53.276	34.389	28.173	50.714

Lap	Lap Tm	S1	S2	S3
(33) EDUARDO DORIGUEL				
1	1:59.106		28.485	51.411
2	1:53.810	37.093	27.708	49.009
3	1:54.348	35.037	28.801	50.510
4	1:54.269	35.765	27.414	51.090
5	1:54.120	35.700	28.219	50.201
6	1:57.589	35.643	28.512	53.434
7	1:53.330	34.979	28.138	50.213
8	1:54.174	36.301	27.972	49.901
9	10:31.775		35.276	53.146
10	1:53.937	34.725	28.009	51.203
11	1:53.724	35.220	28.969	49.535

OBS: Resultados sujeitos a vitórias técnicas e/ou desportivas

Orbits