




# Circuito dos Cristais - CURVELO/MG

## 4ª Etapa - 12 a 14/Julho/2019



### COPA TRUCK/MB CHALLENGE/COPA HB20

MB CHALLENGE

Circuito dos Cristais-CURVELO 3,330 km

Corrida MB CHALLENGE

14/07/2019 11:30

Race (45:00 and 1 Laps) started at 11:28:30

Lap	Lap Tm	S1	S2	S3
<b>(6) J FERNANDO JR</b>				
1	1:43.530	38.209	24.031	<b>41.290</b>
2	<b>1:34.327</b>	29.371	<b>23.601</b>	41.355
3	1:34.729	29.361	23.798	41.570
4	1:34.843	29.435	23.736	41.672
5	1:35.258	29.440	24.031	41.787
6	1:35.266	29.655	23.986	41.625
7	1:34.742	<b>29.239</b>	23.887	41.616
8	1:34.772	29.325	23.787	41.660
9	1:34.785	29.315	23.808	41.662
10	1:34.932	29.335	23.813	41.784
11	1:35.282	29.515	23.911	41.856
12	1:35.726	29.450	23.907	42.369
13	1:35.246	29.475	23.909	41.862
14	1:35.273	29.398	23.825	42.050
p15	3:36.148	29.371	23.835	
16	1:36.239		23.741	41.845
17	1:35.283	29.427	23.755	42.101
18	1:35.793	29.974	23.859	41.960
19	1:35.897	29.702	24.108	42.087
20	1:35.446	29.583	23.979	41.884
21	1:36.251	29.727	24.091	42.433
22	1:37.035	30.814	24.052	42.169
23	1:35.758	29.764	23.928	42.066
24	1:35.492	29.629	23.915	41.948
25	1:36.438	29.819	24.458	42.161
26	1:35.446	29.358	24.188	41.900
27	1:36.941	30.198	24.336	42.407
28	1:36.101	29.722	24.121	42.258

Lap	Lap Tm	S1	S2	S3
<b>(57) FELIPE TOZZO</b>				
1	1:44.635	38.608	24.278	41.749
2	1:35.891	29.573	24.250	42.068
3	1:35.878	29.722	24.319	41.837
4	1:35.233	29.609	23.972	41.652
5	1:35.237	29.485	24.047	41.705
6	1:34.960	29.360	23.969	41.631
7	<b>1:34.677</b>	29.353	<b>23.840</b>	<b>41.484</b>
8	1:34.915	<b>29.193</b>	23.965	41.757
9	1:35.060	29.266	24.163	41.631
10	1:34.800	29.285	23.870	41.645
11	1:36.101	29.506	23.970	42.625
12	1:35.373	29.727	23.987	41.659
13	1:35.177	29.547	23.934	41.696
14	1:35.067	29.495	23.848	41.724
15	1:35.330	29.537	23.905	41.888
p16	3:35.723	29.445	24.239	
17	1:38.848		24.017	42.198
18	1:35.394	29.507	23.970	41.917
19	1:35.439	29.489	23.938	42.012
20	1:35.836	29.819	24.022	41.995
21	1:36.600	29.584	24.587	42.429
22	1:36.353	29.716	24.360	42.277
23	1:35.435	29.502	23.944	41.989
24	1:35.758	29.686	24.022	42.050
25	1:36.023	29.550	24.079	42.394
26	1:36.050	29.670	24.141	42.239
27	1:35.990	29.630	24.232	42.128
28	1:36.714	29.707	24.889	42.118

Lap	Lap Tm	S1	S2	S3
<b>(17) RAIJAN MASCARELLO</b>				
1	1:44.759	38.589	24.215	41.955
2	1:35.635	29.418	24.469	<b>41.748</b>
3	1:35.920	29.843	24.077	42.000
4	1:35.378	29.714	23.808	41.856

Lap	Lap Tm	S1	S2	S3
5	1:35.702	29.686	23.684	42.332
6	1:35.805	29.901	23.595	42.309
7	1:36.386	29.835	24.249	42.302
8	1:35.094	<b>29.337</b>	23.794	41.963
9	<b>1:35.002</b>	29.482	<b>23.534</b>	41.986
10	1:35.248	29.519	23.658	42.071
11	1:35.703	29.616	23.739	42.348
12	1:35.372	29.588	23.851	41.933
13	1:35.806	29.574	23.963	42.269
p14	3:35.444	29.878	23.962	
15	1:37.940		23.856	41.956
16	1:36.342	29.728	24.165	42.449
17	1:35.947	29.798	24.088	42.061
18	1:36.049	29.899	23.895	42.255
19	1:35.648	29.617	23.818	42.213
20	1:36.011	29.930	23.762	42.319
21	1:35.883	29.705	23.818	42.360
22	1:37.134	30.355	24.531	42.248
23	1:36.699	29.994	24.069	42.636
24	1:35.979	29.747	23.921	42.311
25	1:36.166	29.664	24.143	42.359
26	1:36.141	29.768	24.066	42.307
27	1:36.398	29.717	23.942	42.739
28	1:38.253	30.240	24.357	43.656

Lap	Lap Tm	S1	S2	S3
<b>(60) BETÃO FONSECA</b>				
1	1:44.686	38.243	24.099	42.344
2	1:35.958	29.919	24.202	41.837
3	1:35.654	29.426	24.156	42.072
4	1:35.594	29.553	24.006	42.035
5	1:35.298	29.540	23.828	41.930
6	1:35.577	29.795	23.931	41.851
7	1:36.715	29.833	24.056	42.826
8	1:35.095	29.440	23.791	41.864
9	<b>1:35.015</b>	29.433	<b>23.776</b>	<b>41.806</b>
10	1:35.314	29.457	23.961	41.896
11	1:35.634	29.455	23.874	42.305
12	1:35.381	29.466	23.987	41.928
13	1:35.552	29.471	24.099	41.982
p14	3:36.697	29.893	24.045	
15	1:38.305		23.868	42.421
16	1:35.726	29.845	23.959	41.922
17	1:36.503	<b>29.217</b>	24.885	42.401
18	1:36.377	29.713	24.144	42.520
19	1:36.999	29.869	24.372	42.758
20	1:37.758	30.163	24.613	42.982
21	1:37.445	30.212	24.385	42.848
22	1:37.006	30.237	24.508	42.261
23	1:37.359	30.180	24.442	42.737
24	1:36.883	29.704	24.294	42.885
25	1:37.538	30.314	24.724	42.500
26	1:36.897	29.979	24.596	42.322
27	1:36.743	29.675	24.331	42.737
28	1:36.650	29.735	24.359	42.556

Lap	Lap Tm	S1	S2	S3
<b>(88) FERNANDO AMORIM</b>				
1	1:44.675	38.757	24.458	<b>41.460</b>
2	1:36.114	29.852	24.226	42.036
3	1:35.762	29.484	24.147	42.131
4	<b>1:35.184</b>	29.575	23.851	41.758
5	1:42.042	35.879	24.116	42.047
6	1:35.952	29.795	24.034	42.123
7	1:36.558	30.025	24.194	42.339
8	1:36.326	29.967	24.026	42.333
9	1:36.507	29.676	24.241	42.590
10	1:36.082	29.947	23.879	42.256

OBS: Resultados sujeitos a vitórias técnicas e/ou desportivas


Orbits





# Circuito dos Cristais - CURVELO/MG

## 4ª Etapa - 12 a 14/Julho/2019



### COPA TRUCK/MB CHALLENGE/COPA HB20

MB CHALLENGE

Circuito dos Cristais-CURVELO 3,330 km

Corrida MB CHALLENGE

14/07/2019 11:30

Race (45:00 and 1 Laps) started at 11:28:30

Lap	Lap Tm	S1	S2	S3
24	1:41.816	31.387	25.518	44.911
25	1:41.874	31.712	25.511	44.651
26	1:42.167	31.640	25.498	45.029
27	1:43.070	32.227	25.550	45.293

(225) MAX MOHR

Lap	Lap Tm	S1	S2	S3
1	1:49.117	36.957	25.591	46.569
2	1:42.594	31.867	25.286	45.441
3	1:41.738	31.243	25.539	44.956
4	1:41.828	31.744	25.093	44.991
5	1:41.408	31.428	25.299	44.681
6	1:41.308	31.348	25.248	44.712
7	1:40.563	31.030	24.827	44.706
8	<b>1:39.920</b>	<b>30.886</b>	<b>24.825</b>	<b>44.209</b>
9	1:40.692	31.027	25.081	44.584
10	1:40.909	31.265	25.185	44.459
11	1:41.229	31.135	24.713	45.381
12	1:41.370	31.067	24.955	45.348
p13	3:41.794	31.095	24.887	
14	1:42.699		<b>24.540</b>	44.415
15	1:41.923	31.209	24.865	45.849
16	1:40.630	31.256	24.656	44.718
17	1:47.073	31.313	25.080	50.680
18	1:44.559	33.335	25.381	45.843
19	1:41.946	31.608	25.496	44.842
20	1:40.915	31.132	25.082	44.701
21	1:41.530	31.197	25.365	44.968
p22	2:05.699	31.500	25.426	
23	1:53.082		27.686	48.437
24	1:45.218	32.270	25.810	47.138
25	1:45.113	32.886	25.589	46.638
26	1:44.643	34.031	25.882	44.730

(67) C TOCK/C GIROLLA

Lap	Lap Tm	S1	S2	S3
1	1:48.889	37.091	25.666	46.132
2	1:44.056	32.198	25.316	46.542
3	1:42.888	32.051	25.394	45.443
4	1:43.422	32.164	25.622	45.636
5	1:43.291	32.071	25.673	45.547
6	1:43.264	<b>31.838</b>	25.939	45.487
7	1:43.222	32.047	25.570	45.605
8	1:42.910	31.937	25.401	45.572
9	1:42.826	32.079	25.408	45.339
10	1:42.681	31.985	25.268	45.428
11	1:44.575	32.467	25.628	46.480
12	1:43.502	32.357	25.716	45.429
13	1:44.774	33.473	25.887	45.414
14	1:43.001	31.992	25.731	45.278
15	<b>1:42.002</b>	32.094	<b>25.060</b>	<b>44.848</b>
p16	3:45.492	33.301	26.149	
17	1:56.730		29.150	48.892
18	1:51.708	34.935	27.869	48.904
19	1:49.528	34.659	27.236	47.633
20	1:51.912	35.086	28.001	48.825
21	1:48.312	33.679	27.357	47.276
22	1:47.105	33.374	27.316	46.415
23	1:45.935	33.157	25.758	47.020
24	1:48.297	34.588	26.871	46.838
25	1:47.745	33.720	26.531	47.494
26	1:47.691	33.644	26.485	47.562

(162) JARED WILSON

Lap	Lap Tm	S1	S2	S3
1	1:46.238	36.589	25.123	44.526
2	1:41.878	30.869	25.090	45.919
3	1:41.450	31.140	25.135	45.175
4	1:40.740	30.720	25.329	44.691

Lap	Lap Tm	S1	S2	S3
5	1:41.821	30.849	25.886	45.086
6	1:41.956	30.831	26.386	44.739
7	1:40.888	30.974	25.100	44.814
8	1:40.961	30.694	25.388	44.879
9	1:40.696	<b>30.581</b>	25.297	44.818
10	1:42.255	31.043	25.335	45.877
11	1:40.740	30.982	24.997	44.761
p12	3:51.945	31.059	25.445	
13	1:46.232		25.656	44.605
14	1:41.690	31.195	<b>24.971</b>	45.524
15	1:42.166	31.845	25.201	45.120
16	1:46.283	30.745	26.274	49.264
p17	4:15.888	39.051	44.047	
18	1:46.766		25.215	47.890
p19	2:13.037	32.066	25.873	
20	1:47.544		26.316	46.749
21	<b>1:40.562</b>	30.881	25.251	<b>44.430</b>
22	2:04.734	30.679	25.673	1:08.382
23	1:46.025	33.078	26.585	46.362
24	1:43.272	31.235	26.414	45.623

(84) CELLO NUNES

Lap	Lap Tm	S1	S2	S3
1	1:44.706	38.396	24.429	41.881
2	1:36.467	30.276	24.254	41.937
3	1:36.261	30.149	24.102	42.010
4	<b>1:35.457</b>	29.526	24.030	41.901
5	1:35.588	29.742	24.018	41.828
6	1:35.648	29.708	24.078	41.862
7	1:36.212	29.624	24.216	42.372
8	1:35.465	29.585	24.074	<b>41.806</b>
9	1:35.976	29.580	24.019	42.377
10	1:35.697	29.564	24.074	42.059
11	1:35.615	<b>29.482</b>	24.190	41.943
12	1:36.188	29.744	24.165	42.279
13	1:35.827	29.722	23.953	42.152
p14	3:35.591	29.818	<b>23.939</b>	
15	1:37.835		24.163	42.141
16	1:38.126	29.780	24.109	44.237
p17	2:28.345	30.667	26.442	
18	1:38.581		24.035	42.646
19	1:36.456	30.181	24.064	42.211
20	1:36.149	29.843	24.205	42.101
21	1:35.770	29.657	23.995	42.118
22	1:35.614	29.584	23.948	42.082
p23	3:20.458	29.695	26.182	

(69) BETO ROSSI


Lap	Lap Tm	S1	S2	S3
1	1:49.772	37.308	26.497	45.967
2	2:00.099	32.522	25.415	1:02.162
3	1:42.270	31.642	25.351	45.277
p4	10:11.668	1:09.029	29.850	
5	1:47.883		26.220	46.173
p6	2:09.768	33.400	28.343	
7	1:44.600		25.615	45.554
8	1:42.425	31.632	<b>25.342</b>	45.451
9	1:42.833	31.935	25.418	45.480
10	1:42.495	32.049	25.414	45.032
p11	3:46.539	31.707	25.628	
12	1:45.095		25.640	45.423
13	1:43.259	31.629	26.505	45.125
14	1:43.501	31.462	25.462	46.577
15	1:43.401	32.800	25.493	45.108
16	1:43.605	31.853	25.650	46.102
17	2:01.205	34.654	41.638	44.913
18	1:48.336	<b>31.000</b>	26.665	50.671
19	1:43.394	31.958	26.001	45.435

OBS: Resultados sujeitos a vitórias técnicas e/ou desportivas

Orbits



**Circuito dos Cristais - CURVELO/MG**  
**4ª Etapa - 12 a 14/Julho/2019**



**COPA TRUCK/MB CHALLENGE/COPA HB20**

MB CHALLENGE

Circuito dos Cristais-CURVELO 3,330 km

Corrida MB CHALLENGE

14/07/2019 11:30

Race (45:00 and 1 Laps) started at 11:28:30

Lap	Lap Tm	S1	S2	S3	Lap	Lap Tm	S1	S2	S3
20	1:42.035	31.617	25.432	44.986					
21	<b>1:41.970</b>	31.715	25.468	<b>44.787</b>					